

TELEX[®]

FMR-1000 UHF **WIRELESS MICROPHONE SYSTEM**

Key Features

- Up to 16 systems can operate simultaneously from the pre-set channels. For more than 16 channels, Telex can help you with the coordination and channel selection.
- Advanced ClearScan™, automatic group and channel selections, for quick and simple system setup.
- Over 950 possible channels.
- Front panel parametric equalizer with Level, Q, and Frequency controls for sound shaping without a mixing board.
- Backlit LCD Display shows the Group/Channel, transmitter battery status, diversity operation, RF and Audio level meters, and space for a custom label.
- Cast magnesium bodypack transmitter, and over-molded Warm-Grip™ handheld transmitter with detachable microphone elements.
- Unique battery circuit means there is no way to put the battery in wrong.
- Patented DSP Posi-Phase™ Diversity System.
- Three Year Warranty

**Power,
Performance
Flexibility,
and Simplicity.**

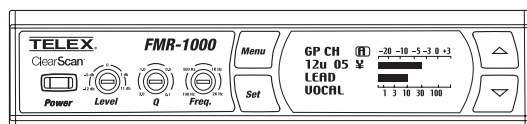


The FMR-1000 UHF wireless microphone system is a breakthrough frequency-agile system that mixes the power of fully programmable channels with the simplicity of Advanced ClearScan. With a push of two buttons, Advanced Clear Scan finds the clearest group of channels and you can set up 16 system installations in minutes with confidence you have the clearest channels in the clearest group. A unique sound check screen allows one person to walk test a transmitter with tangible results. For clear vocals, the HT-1000 handheld microphone features a choice between two Electro-Voice™ microphone elements, the N/DYM® 767a dynamic with VOB™ (Vocally Optimized Bass) technology and the new RE 510 professional condenser element.

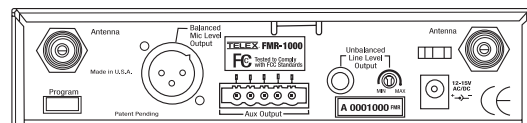
TELEX® FMR1000 UHF WIRELESS MICROPHONE SYSTEM

SPECIFICATIONS

FMR-1000 Receiver



FRONT PANEL



REAR PANEL

Controls

Front Panel: On/Off, menu, set, up, down buttons, parametric EQ (level -12 dB to + 12 dB, Q 3.0 - 0.1, frequency 100 - 2 kHz)

Rear Panel: 1/4 inch output level

Indicators

LCD Backlit Display: Group, channel, diversity, label, squelch, set-up screen, transmitter battery level, audio signal amplitude, RF signal strength.

Connectors

Back Panel:

- 1/4 inch unbalanced adjustable output
- XLR balanced output
- USB programming port
- 5 pin strip connector
 - Pin 1: Transmitter "On" TTL signal
 - Pin 2: Battery low TTL signal
 - Pin 3: Logic ground
 - Pin 4: Unbalanced line level audio output
 - Pin 5: Audio common (ground)

Antennas Detachable 1/4 wave

RF Specifications

Frequency Range: A Band 680 – 704 MHz (TV Channels 49, 50, 51, 52)
B Band 722 – 746 MHz (TV Channels 56, 57, 58, 59)

Number of Channels: 950 possible (programmable in 25kHz steps)

Diversity: DSP PosiPhase true diversity

Receiver Type: synthesized PLL agile UHF

RF Sensitivity: <0.8uV for 12 dB SINAD

FCC type acceptance: Approved under Part 15

Audio Specifications

Frequency Response: 100 – 15 kHz +/- 2 dB microphone
30 – 15 kHz +/- 2 dB instrument

Audio Output Level:

- Line Level: 8 mV - 0.775V RMS into a 100 k ohm load
- Balanced: -20 dBV max (@40kHz deviation)

Distortion: Less than 0.5% (@1kHz, 40kHz deviation)

Signal to Noise Ratio: >110 dB (A)

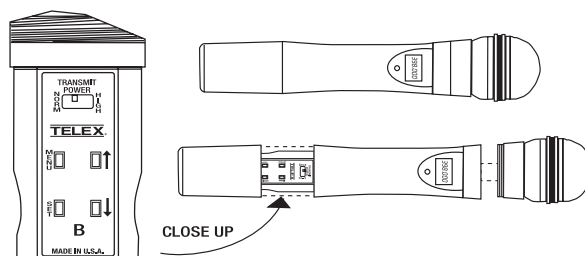
Dynamic Range: >100 dB

General Specifications

Power Supply: External 12 VAC 750mA in-line with cord

Size: 1.72" H x 7.50" W x 8.38" D
43.69mm H x 190.50mm W x 212.85mm D

HT-1000 Handheld Transmitter



Controls

Power on/off
Audio gain adjustment with 26 dB range
Transmit power switch
Menu, set, up, down buttons

Displays

LCD display (channel and group, frequency, battery level), red LED battery low indicator

Battery Life

8 hours with 9V alkaline (typical)

Antenna

Internal 1/2 wave

Microphone Elements

EV N/D 767a Dynamic or RE 510 Condenser

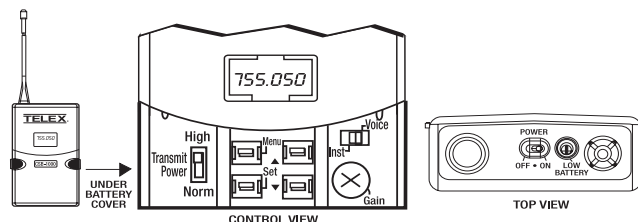
RF Output

Normal 5 mW (typical)
High 50 mW (typical)

Size

10.5 in. long (26.8 cm)

WT-1000 Bodypack Transmitter



Controls

Power on/off switch
Audio gain adjustment with 40 dB range
Transmit power switch
Microphone/Instrument switch (0, -20 dB)
Menu, set, up, down buttons

Indicators

Red LED low battery indicator
LCD display (channel/group, frequency, battery level)

Battery Life

8 hours with 9V alkaline (typical)

Antenna

External 1/4 wave detachable

Connector

TA4M input for microphone
Pin 1 ground, pin 2 mic input
Pin 3 +5V bias, pin 4 +5V through 3k ohm

RF Output

Normal 5 mW (typical)
High 50 mW (typical)

Case Material

Cast magnesium

Size

4.4 in. x 2.6 in. x .9 in.
111 mm x 66 mm x 23 mm

SPECIFICATIONS SUBJECT TO CHANGE WITHOUT NOTICE.

©2002 Telex Communications 01/02

TELEX®

TELEX COMMUNICATIONS

12000 Portland Avenue South, Burnsville, Minnesota 55337 U.S.A.
TEL: 800-392-3497 • FAX: 952-736-4582

✉ pro.sound@telex.com ☎ www.electrovoice.com/telex-wireless