

ADAM™
Advanced Digital Audio Matrix
DRAWINGS MANUAL

XCP-40-RJ11


**Station Breakout Panel
with RJ11 Connectors**

RTS™

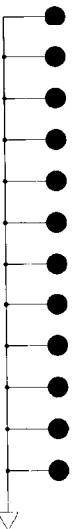
NOTES:

1. LAST REV DES USED: JBF, R12.

2. ALL RES SIZES TO BE 04MS, 1/4W, 5%, UNLESS OTHERWISE SPECIFIED.



REVISIONS									
LOC.	REV.	DESCRIPTION	ECO NO.	DRFT	CHKR	APP.	DATE		
A		RE. EASE	59921	BW	BW		11-94		
B		DEL. AEND, DEND, ADD. MTS. HOLES	59994	BW	BW		12-94		
C		J8 PT. 4 WAS 59976-558	60650	DP			8-95		
D		REVISED & REDRAWN PER ECO	60813	DP	CP		8-95		



PC BOARD
MOUNTING HOLES

CAD GENERATED DRAWING

FILENAME: ~schematics/90277494_000/d

DR	BW	CK	BW	APP	TITLE
DATE	11-22-94				SCHEMATIC, BREAKOUT PANEL
SIZE	D	DRG. NO.	90277494-000		
DATE	11-22-94	BY	ADAM	90277494	
DATE	11-22-94	BY	ADAM	90277494	

TELEX

TELEX COMMUNICATIONS, INC.

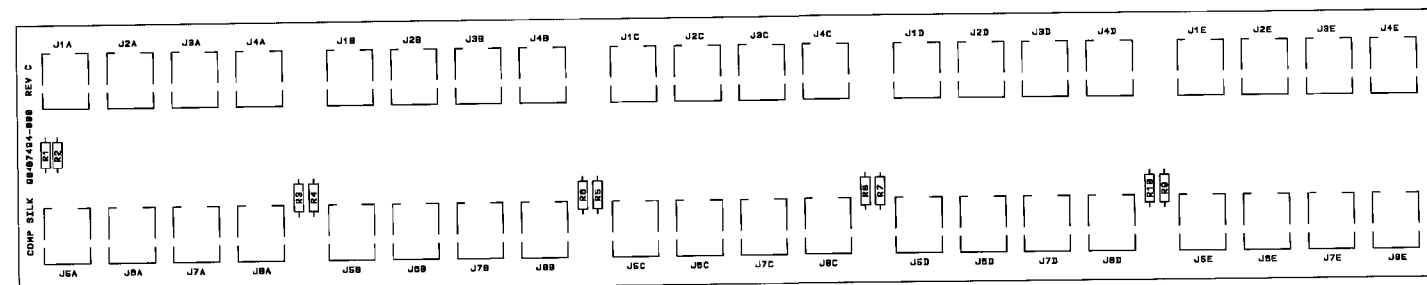
MINNEAPOLIS, MINNESOTA

LN BE

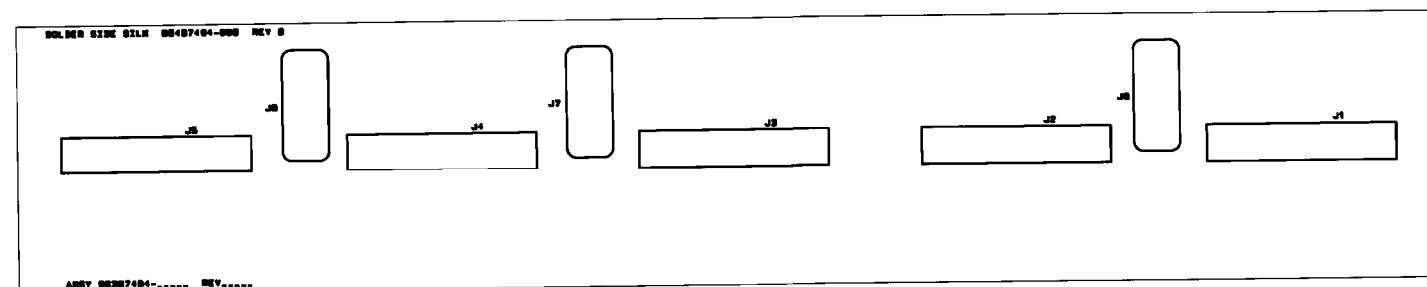


3. PARTS LIST FILED SEPARATELY - REV. B.

				SHEET	SHEET	REVISIONS							
				REV.	REVISION STATUS	LOC.	REV.	DESCRIPTION	ECO. NO.	DRFT	CHKR	APP	DATE
							PA	PRE-RELEASE	-----	JC			9-6-94
							A	RELEASE	59630	JC	JC	JD	9-26-94
							B	CHG. VIEWS PER REV. B ARTWORK.	59994	MK	MK		6 JAN '95
							C	CHNG NOTE 3; UPDATE CS VIEW	60813	JC	JC		11-28-95



COMPONENT SIDE



FOIL SIDE

		-004-003-002-001-000		QTY	QTY	QTY	QTY	QTY	ITEM NO.	REF DESIG.	PART NUMBER	DESCRIPTION				
									REV	LIST OF MATERIALS						
A/CAD GENERATED DRAWING		ADAM		UNSPECIFIED LIMITS OF TOLERANCE STRAIGHTNESS AND/OR FLATNESS .005 IN/1 IN. CONCENTRICITY .010 TIR ANGLES ±1/2° BENDS ±2° UNMARKED ANGLES, BENDS AND INTERSECTIONS 90° THREADS- EXT. CLASS 2A INT. CLASS 2B MOLD FINISH: SPI-SPE NO. 3 DRAFT 2° MACHINED FINISH 64 ✓							DRMK/BW	CK	MK	APP	TITLE	
											DATE 6 JAN '95				SCALE 1:1	RJ 11 BREAKOUT PANEL
											DO NOT SCALE DRAWING				PC BOARD	
											TELEX®				P/N	
FILE NAME:\90307494\000\C\SH1		MODEL		NEXT ASS'Y		SIZE DWG. NO. D 9030-7494-000 SHT. 1 OF 1 PLANT DIST. B.E.J. LN.										