


RVON-I/O

Stand-Alone 8-Port RVON Adapter for Matrices & Keypanels



Coupled with the same **VoIP** (Voice over Internet Protocol) technology used with the RVON-8, the RVON-I/O takes analog audio and converts it to digital VoIP audio. By being able to convert analog audio systems to digital VoIP audio, the RVON-I/O expands the boundaries of digital audio to include analog. There are many applications in which the RVON-I/O can be used, such as:

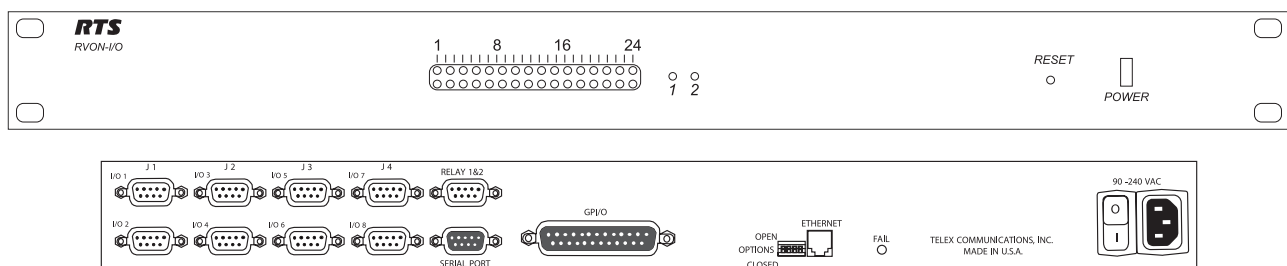
- The conversion from analog to VoIP digital audio (and vice versa)
- Zeus Matrix to RVON-I/O to RVON-1 or RVON-8, RVON-I/O to standard analog keypanel
- Zeus to RVON-I/O to RVON-1

RVON-I/O is fully compatible with following internationally recognized standards and protocols: G.711, G.729A, and G.72

Features

- Eight (8) individually addressable audio channels. The RVON-I/O can feed simultaneously VoIP capable keypanels as well as various other matrix intercom systems.
- The RVON-I/O supports ancillary data control for use with RTS Intelligent Trunking.
- The RVON-I/O provides a single RJ-45 Ethernet connection.
- The RVON-I/O uses standard Ethernet protocols and is compatible with 10 BASE-T and 100 BASE-TX Ethernet compliant devices and networks.
- The RVON-I/O has eight (8) **GPIOs** (General Purpose Input/Output). There are three (3) modes the GPIOs can be configured:
 - » Pass-Through Mode – GPIO status is sent over Ethernet, an IP Address must be set at the destination GPIO pass-through port.
 - » 1 Keypanel Mode (single port mode) – All GPIOs on the RVON-I/O are associated with only one (1) keypanel.
 - » All Keypanel Mode (multiple port mode) – Each keypanel is associated with its corresponding GPIO.
- The RVON-I/O has two (2) relays. Relay 1 is connected directly with the control for GPIO 1; while Relay 2 is connected directly with the control for GPIO 2.

Line Drawing



Specifications

GPIO Characteristics

DB-9 Relay 1 & 2 contains a 12V power supply on Pin 3.
The 12V power pin is capable of delivering a maximum of 12V @ 40mA.

GPO outputs are connected to a 5V output with a maximum current of 800uA.

GPI inputs are 5V tolerant 74HC14 parts that allow a maximum of 1uA input current.

Connections

RJ-45 Ethernet

DB-9 Serial port (8 AIO channels)

DB-25 Serial port

DB-9 Relay port

Power Consumption

30VA @ 120VAC, 32VA @ 220VAC

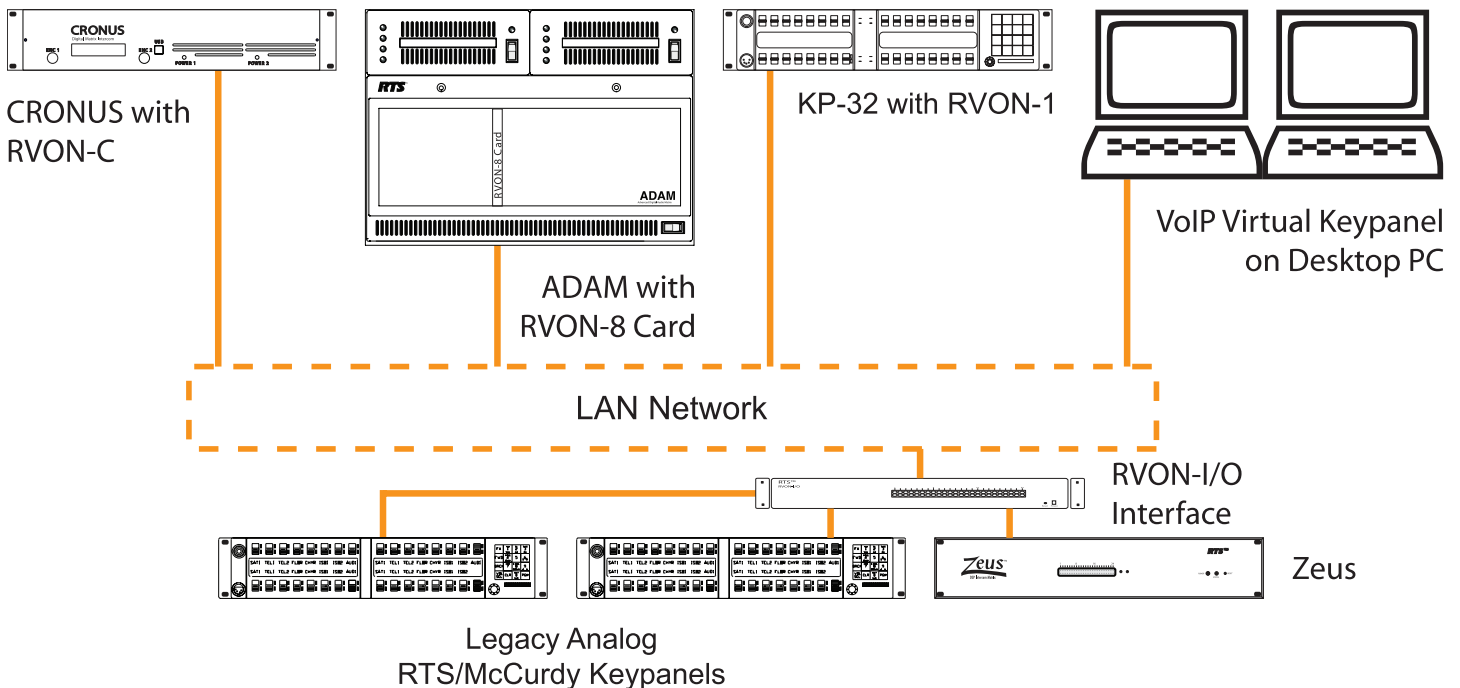
Physical Dimensions

1.72" H (44mm) 19" (482.6mm) W X 8" (203.2mm) D

Digital

Compression	Audio Bit Rate	Coding Delay	Playout Delay	IP Bandwidth
G.711	64k	125µs	20–60ms	160–224kbps
G.729 A	8k	10ms	20–120ms	32–112kbps
G.723	5.3k/6.3k	30ms	60–120ms	29–45kbps

System Example



Order Information

RVON-I/O • RVON-I/O • Stand-alone 8-port RVON adapter for matrices & keypanels

The specification information is preliminary and is subject to change without notification.
Brand names mentioned are the property of their respective companies.