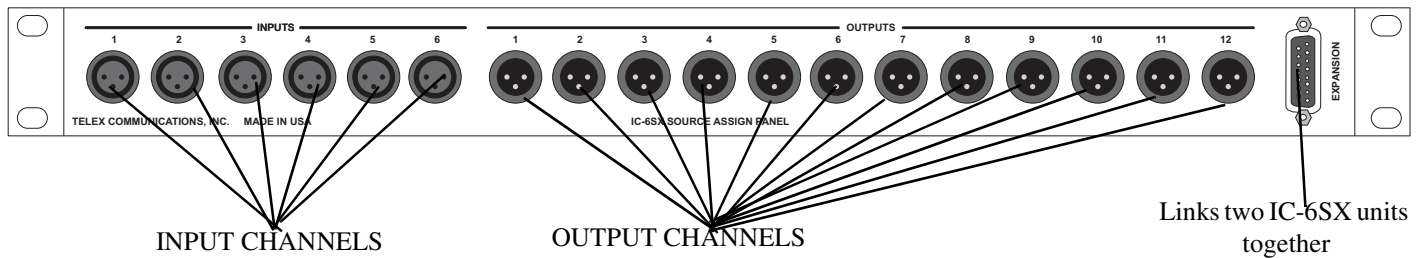


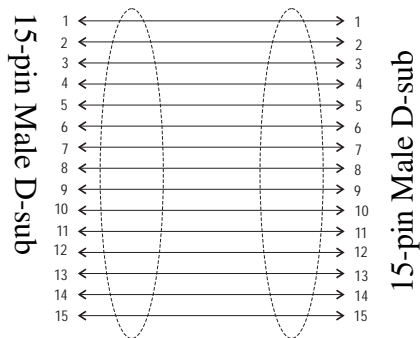
Installation and Operation Instructions

IC-6SX Source Assignment Panel

INSTALLATION: When the cable is plugged into either the input or the output channels, it locks in place. On the input channels, push the Silver tab to release the plug.

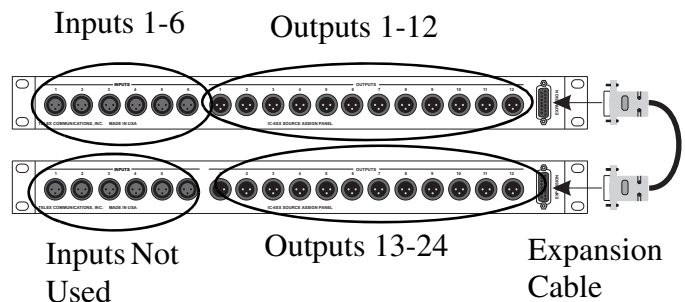


Link Cable Wiring



NOTE: An optional pre-wired, unshielded cable is available. Use p/n: 9002-7690-000 when ordering.

LINKING TWO UNITS TOGETHER



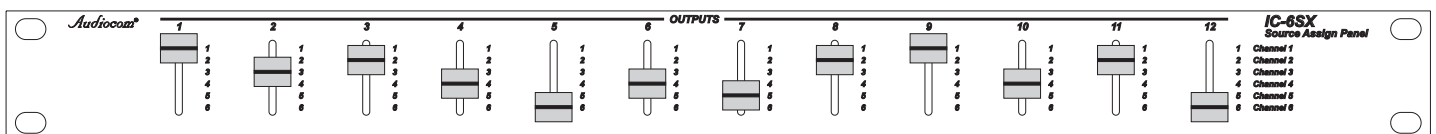
EXPANSION CONNECTOR (15-PIN D-SUB FEMALE) PINOUT

Description	Pin Number
Channel 1 Audio	1, 9
Channel 2 Audio	2, 10
Channel 3 Audio	3, 11
Channel 4 Audio	4, 12
Channel 5 Audio	5, 13
Channel 6 Audio	6, 14
Signal Common (GND)	7, 8, 15

Input (3 pin XLR Female) & Output (3 pin XLR Male) Connector

Table 1:

Description	Pin Number(s)
Signal Common (GND)	1
Balanced Audio	2,3



SPECIFICATIONS

Dimensions:.....H: 1.75" (44.5 mm) W: 19.0" (482 mm) D: 3.85" (98 mm)
Weight: 3.44lbs. (1.55 kg)
Power:..... N/A
Matrix Type:.....Passive, Mechanically Switched
Inputs:.....6, Balanced, Female XLR type
Outputs 12, Balanced, Male XLR type

PROPRIETARY NOTICE

The product information and design disclosed herein were originated by and are the property of Telex Communications, Inc. Telex reserves all patent, proprietary design, manufacturing, reproduction, use and sales rights thereto, and to any article disclosed therein, except to the extent rights are expressly granted to others.

COPYRIGHT NOTICE

Copyright 2006 by Telex Communications, Inc. All rights reserved. Reproduction, in whole or in part, without prior written permission from Telex is prohibited.

WARRANTY NOTICE

See the enclosed warranty card for further details.

CUSTOMER SUPPORT

Technical questions should be directed to:

Customer Service Department
RTS/Telex Communications, Inc.
12000 Portland Avenue South
Burnsville, MN 55337 USA
Telephone: 800-392-3497
Fax: 800-323-0498
Factory Service: 800-553-5992

RETURN SHIPPING INSTRUCTIONS

Customer Service Department
Telex Communications, Inc. (Lincoln, NE)
Telephone: 402-467-5321
Fax: 402-467-3279
Factory Service: 800-553-5992

Please include a note in the box which supplies the company name, address, phone number, a person to contact regarding the repair, the type and quantity of equipment, a description of the problem and the serial number(s).

SHIPPING TO THE MANUFACTURER

All shipments of product should be made via UPS Ground, prepaid (you may request from Factory Service a different shipment method). Any shipment upgrades will be paid by the customer. The equipment should be shipped in the original packing carton. If the original carton is not available, use any suitable container that is rigid and of adequate size. If a substitute container is used, the equipment should be wrapped in paper and surrounded with at least four (4) inches of excelsior or similar shock-absorbing material. All shipments must be sent to the following address and must include the Proof of Purchase for warranty repair. Upon completion of any repair the equipment will be returned via United Parcel Service or specified shipper, collect.

Factory Service Department
Telex Communications, Inc.
8601 Cornhusker Hwy.
Lincoln, NE 68507 U.S.A.
Attn: Service

